



**higher education
& training**

Department:
Higher Education and Training
REPUBLIC OF SOUTH AFRICA

MARKING GUIDELINE

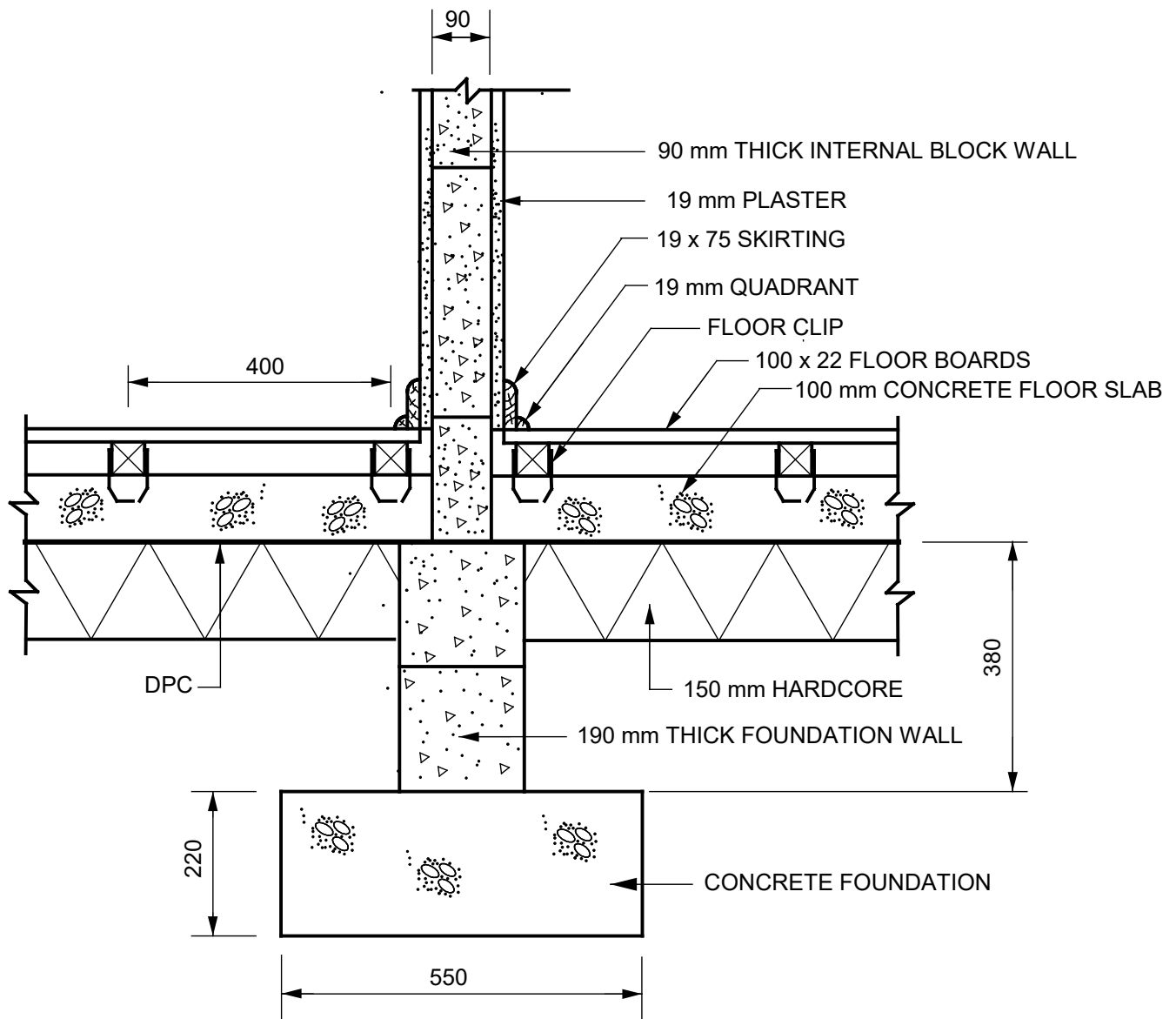
NATIONAL CERTIFICATE

BUILDING DRAWING N2

27 July 2021

This marking guideline consists of 19 pages.

QUESTION 1



SECTION THROUGH A-A

SCALE 1:10

QUESTION 1

RUBRIC FOR DRAWING			
PART OF THE DRAWING	MARKING CRITERIA	POSSIBLE MARK	REMARKS
Concrete foundation, foundation wall, floor slab, hard-core, DPC	Correct position	8	Floor slab & hard-core × 2 sides
	Hatching	5	
	Labelling	5	
Internal wall, plaster, floor clips, battens, floor boards	Correct position	5	
	Hatching	5	Wall, 2 × battens and plaster
	Labelling	5	
Skirting, quadrant	Correct position	4	2 × 2
	Hatching	4	2 × 2
	Labelling	2	
	Dimensions	5	
	Subtotal	48	
	Divide by	4	
	Overall correctness	12	
	Accuracy	5	
	Line work	4	
Balanced layout and neatness		2	
	TOTAL	23	

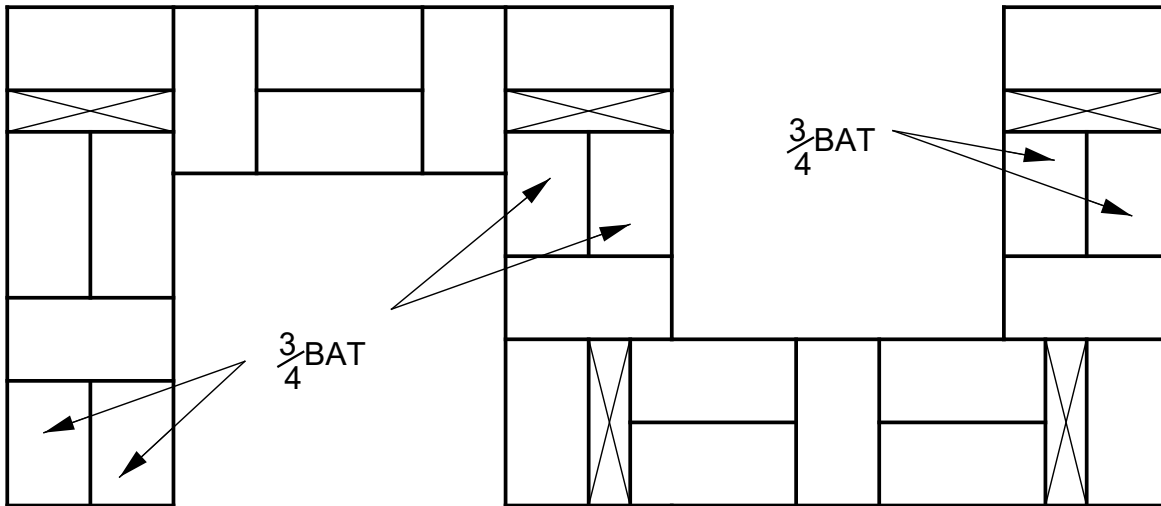
NOTE: No marks should be allocated for any part of the drawing in the incorrect position, but marks should be allocated for hatching of those components.

SUMMARY QUESTION 1

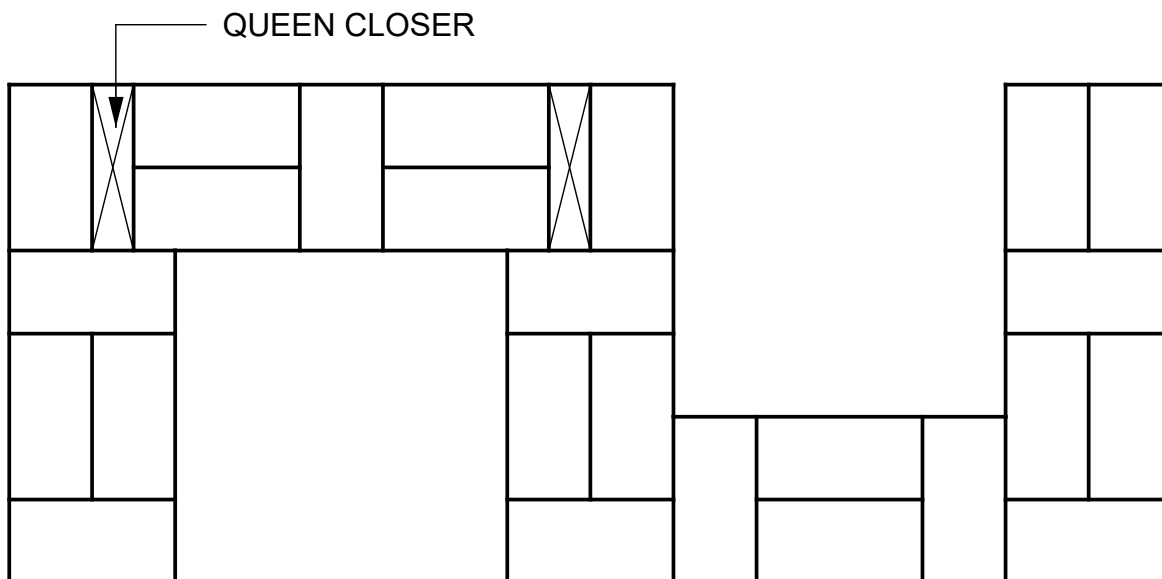
Marking criteria	Possible mark	Marker	Internal moderator	External moderator
Correct position	17			
Hatching	14			
Labelling	12			
Dimensions	5			
Subtotal	48			
Divide by	4			
Overall correctness	12			
Accuracy	5			
Line work	4			
Balanced layout and neatness	2			
TOTAL	23			

[23]

QUESTION 2



COURSE B



COURSE A

ALTERNATE PLAN COURSE OF A ONE BRICKWALL
FOR INTERLOCKING FIREPLACES BUILT IN FLEMISH BOND

SCALE 1:10

QUESTION 2

SEE DRAWINGS FOR MODEL ANSWER

RUBRIC FOR DRAWING			
PART OF THE DRAWING	MARKING CRITERIA	POSSIBLE MARK	REMARKS
Alternate plan	Alignment	2	
Course A	Correct size	1	
	Brick pattern	2	
	Queen closer	2	
	Stopped ends	2	
Courses B	Correct size	1	
	Brick pattern	2	
	Queen closer	5	
	$\frac{3}{4}$ bat	6	
	Stopped ends	2	
Other	Labelling	2	
	Subtotal	27	
	Divide by	3	
	Overall correctness	9	
	Accuracy	4	
	Line work	3	
Balanced layout and neatness		1	
	TOTAL	17	

NOTE: No marks should be allocated for any part of the drawing in the incorrect position, but marks should be allocated for hatching of those components.

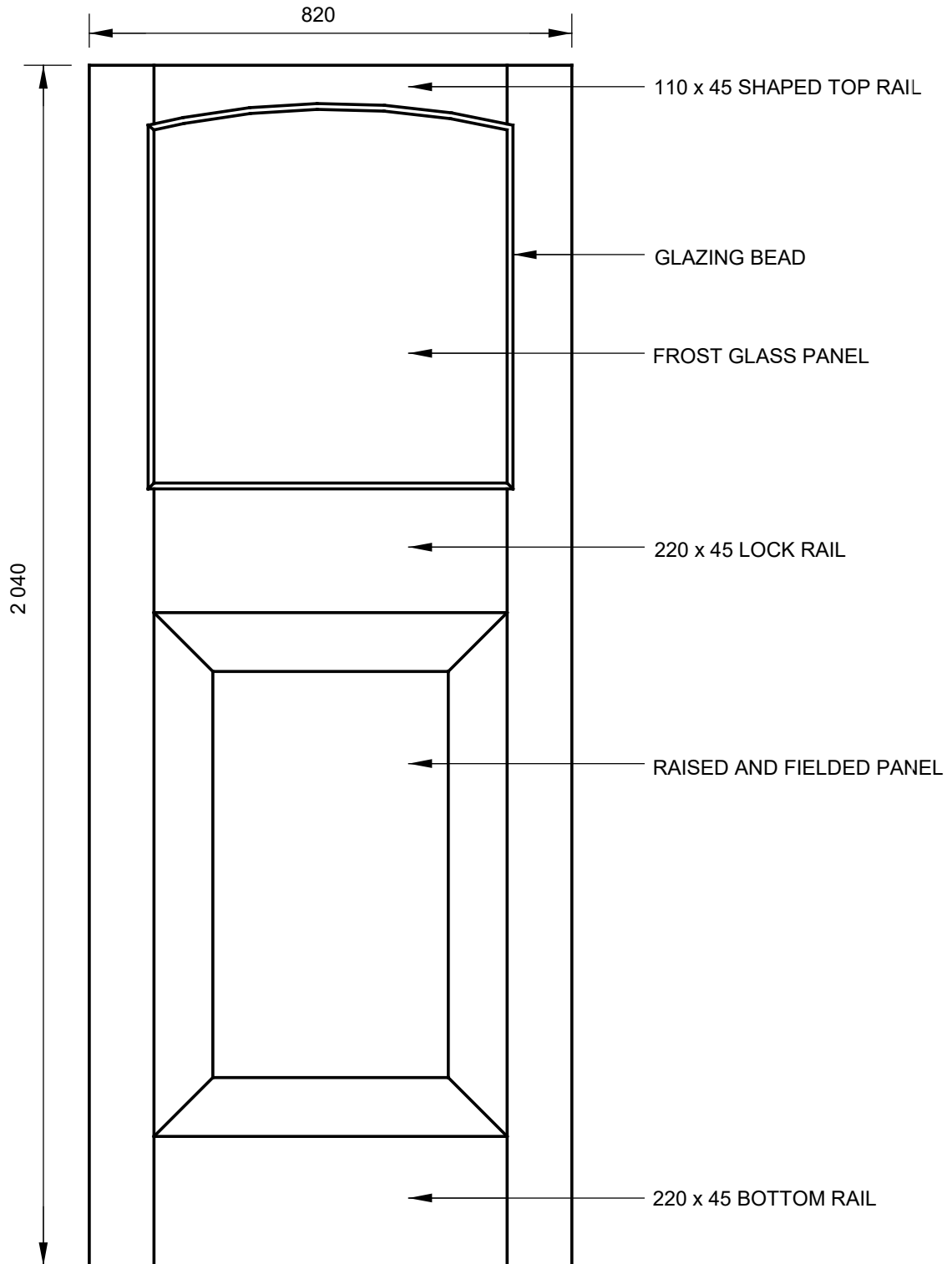
SUMMARY QUESTION 2

Marking criteria	Possible mark	Marker	Internal moderator	External moderator
Alignment	2			
Correctness	2			
Brick pattern	4			
Queen closer	7			
$\frac{3}{4}$ bat	6			
Stopped ends	4			
Labels	2			
Subtotal	27			
Divide by	3			
Overall correctness	9			
Accuracy	4			
Line work	3			
Balanced layout and neatness	1			
TOTAL	17			

[17]

QUESTION 3

QUESTION 3.1



OUTSIDE VIEW OF DOOR

SCALE 1:10

QUESTION 3.1

SEE DRAWINGS FOR MODEL ANSWER

RUBRIC FOR DRAWING QUESTION 3.1			
PART OF THE DRAWING	MARKING CRITERIA	POSSIBLE MARK	REMARKS
Top rail	Correct position	2	1 for shape
	Labelling	1	
Stile	Correct position	2	
	Labelling	1	
Lock rail	Correct position	1	
	Labelling	1	
Bottom rail	Correct position	1	
	Labelling	1	
Glazing bead	Correct position	1	
	Labelling	1	
Frost glass panel	Correct position	1	
	Labelling	1	
Raised and fielded panel	Correct position	1	
	Labelling	1	
	Dimensions	2	
	Subtotal	18	
	Divide by	3	
	Overall correctness	6	
	Accuracy	3	
	Line work	2	
Balanced layout and neatness		1	
	SUBTOTAL	12	

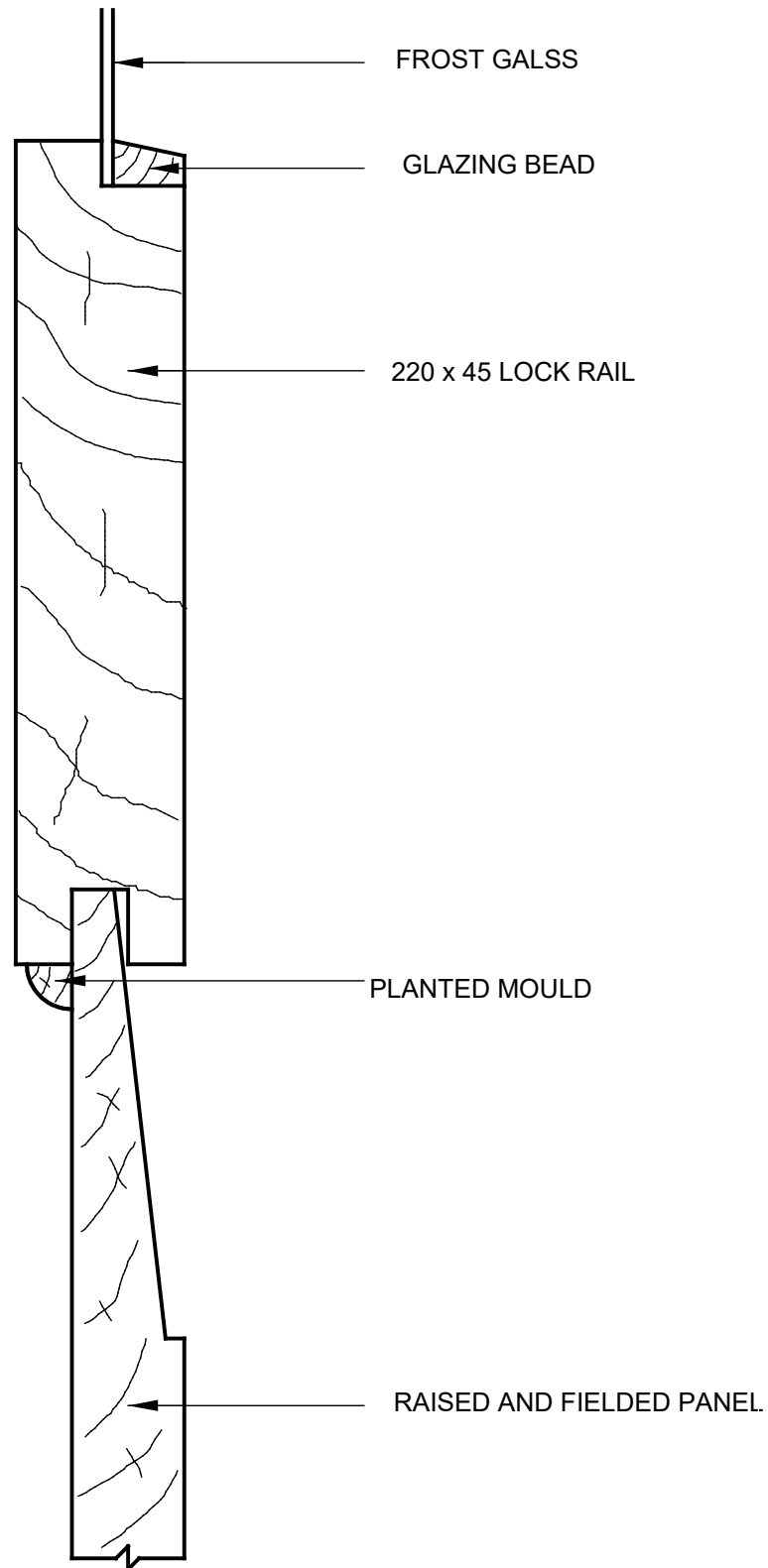
NOTE: No marks should be allocated for any part of the drawing in the incorrect position, but marks should be allocated for hatching of those components.

SUMMARY QUESTION 3.1

Marking criteria	Possible mark	Marker	Internal moderator	External moderator
Correct position	9			
Labelling	7			
Dimensions	2			
Subtotal	18			
Divide by	3			
Overall correctness	6			
Accuracy	3			
Line work	2			
Balanced layout and neatness	1			
SUBTOTAL	12			

(12)

QUESTION 3.2



VERTICAL SECTION THROUGH LOCK RAIL
SCALE 1:2

QUESTION 3.2

SEE DRAWINGS FOR MODEL ANSWER

RUBRIC FOR DRAWING QUESTION 3.2			
PART OF THE DRAWING	MARKING CRITERIA	POSSIBLE MARK	REMARKS
Lock rail	Correct position	1	
	Hatching	1	
	Labelling	1	
Glazing bead	Correct position	1	
	Hatching	1	
	Labelling	1	
Raised and fielded panel	Correct position	1	
	Hatching	1	
	Labelling	1	
Frost glass	Correct position	2	Including correct shape
	Labelling	1	
Planted mould	Correct position	1	
	Hatching	1	
	Labelling	1	
	Subtotal	15	
	Divide by	3	
	Overall correctness	5	
	Accuracy	2	
	Line work	1	
Balanced layout and neatness		1	
	SUBTOTAL	9	

NOTE: No marks should be allocated for any part of the drawing in the incorrect position, but marks should be allocated for hatching of those components.

SUMMARY QUESTION 3.2

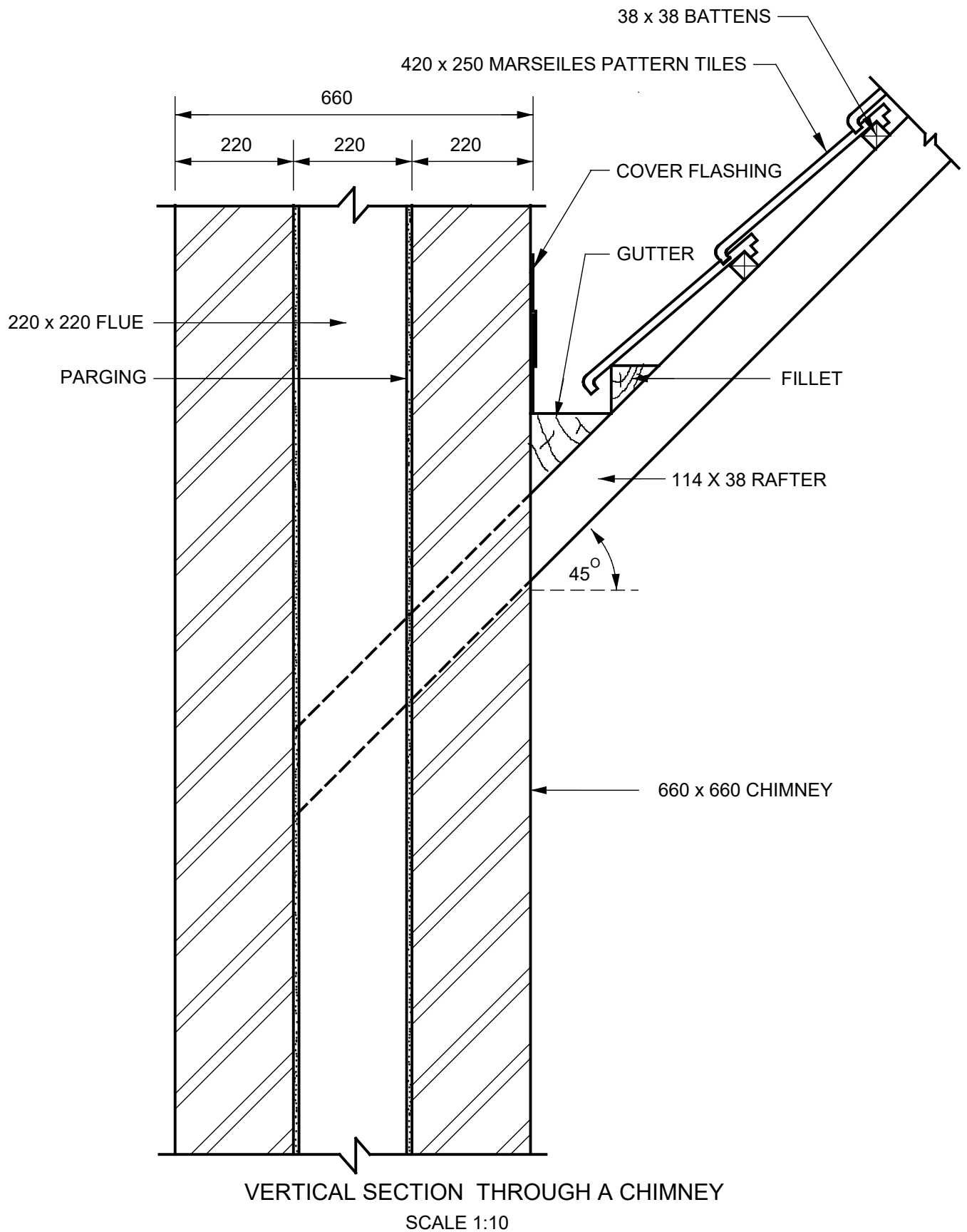
Marking criteria	Possible mark	Marker	Internal moderator	External moderator
Correct position	6			
Hatching	4			
Labelling	5			
Subtotal	15			
Divide by	3			
Overall correctness	5			
Accuracy	2			
Line work	1			
Balanced layout and neatness	1			
SUBTOTAL	9			

SUMMARY QUESTION 3

Marking criteria	Possible mark	Marker	Internal moderator	External moderator
QUESTION 3.1	12			
QUESTION 3.2	9			
SUBTOTAL	21			

(9)
[21]

QUESTION 4



QUESTION 4

RUBRIC FOR DRAWING QUESTION 4			
PART OF THE DRAWING	MARKING CRITERIA	POSSIBLE MARK	REMARKS
Chimney, flue, parging	Correct position	3	
	Hatching	2	
	Labelling	3	
Rafter, battens, fillet	Correct position	3	
	Hatching	2	
	Labelling	3	
Marseilles tiles, gutter, apron flashing, cover flashing	Correct position	5	
	Labelling	5	
	Dimensions	4	
	Subtotal	30	
	Divide by	3	
	Overall correctness	10	
	Accuracy	4	
	Line work	3	
Balanced layout and neatness		1	
	TOTAL	18	

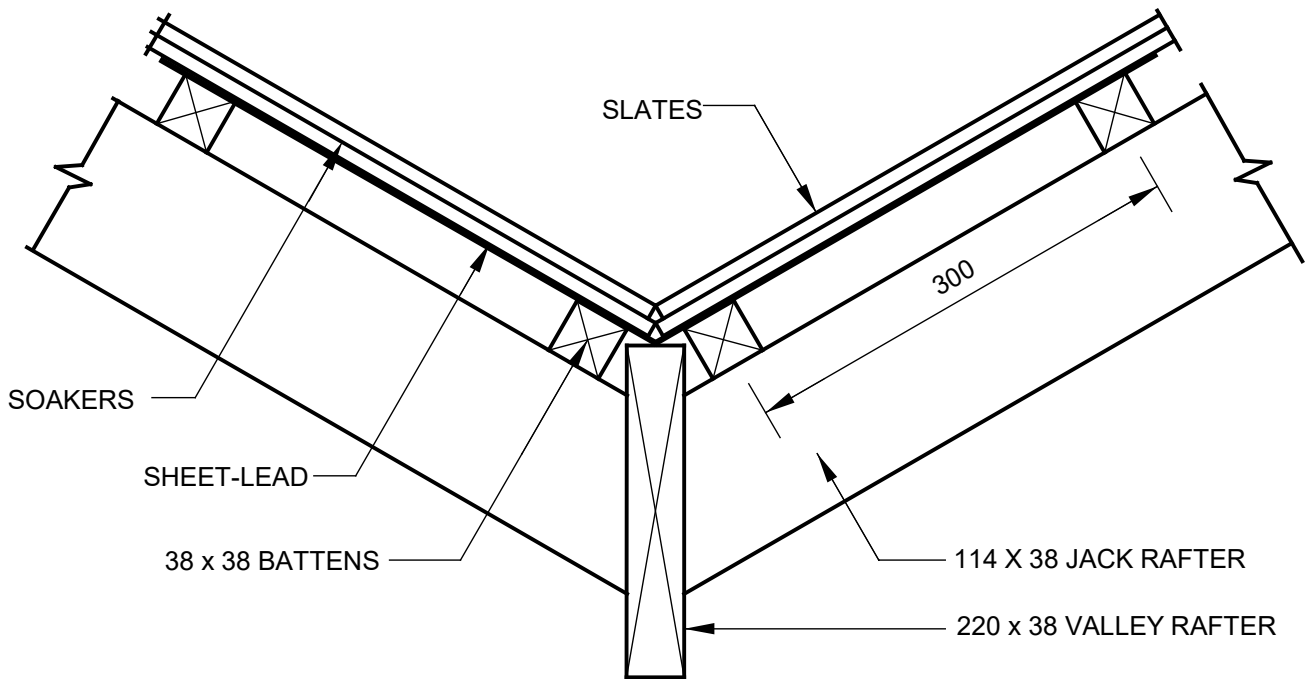
NOTE: No marks should be allocated for any part of the drawing in the incorrect position, but marks should be allocated for hatching of those components.

SUMMARY QUESTION 4

Marking criteria	Possible mark	Marker	Internal moderator	External moderator
Correct position	11			
Hatching	4			
Labelling	11			
Dimensions	4			
Subtotal	30			
Divide by	3			
Overall correctness	10			
Accuracy	4			
Line work	3			
Balanced layout and neatness	1			
TOTAL	18			

[18]

QUESTION 5



SECTION THROUGH CLOSED VALLEY

SCALE 1:5

QUESTION 5

RUBRIC FOR DRAWING QUESTION 5			
PART OF THE DRAWING	MARKING CRITERIA	POSSIBLE MARK	REMARKS
Jack rafter	Correct position	2	
	Labelling	1	
Valley rafter	Correct position	1	
	Hatching	1	
	Labelling	1	
Battens	Correct position	2	
	Hatching	4	
	Labelling	1	
Slates	Correct position	1	
	Labelling	1	
Soakers	Correct position	2	
	Labelling	1	
Sheet lead	Correct position	1	
	Labelling	1	
	Dimensions	1	
	Subtotal	21	
	Divide by	3	
	Overall correctness	7	
	Accuracy	3	
	Line work	2	
Balanced layout and neatness		1	
	TOTAL	13	

NOTE: No marks should be allocated for any part of the drawing in the incorrect position, but marks should be allocated for hatching of those components.

SUMMARY QUESTION 5

Marking criteria	Possible mark	Marker	Internal moderator	External moderator
Correct position	9			
Hatching	5			
Labelling	6			
Dimensions	1			
Subtotal	21			
Divide by	3			
Overall correctness	7			
Accuracy	3			
Line work	2			
Balanced layout and neatness	1			
TOTAL	13			

[13]**QUESTION 6**

6.1 20–25 MPA or 1:2:4

6.2 15 MPA or 1:3:6

6.3 1:3 or 1:4

6.4 1:2

(4 × 2) **[8]****TOTAL: 100**